


Prestolite
indiel

ROTORES



indiel
A MARCA SEGURA

A MARCA SEGURA

Prestolite
Indiel

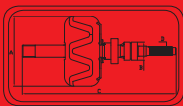
indiel
LA MARCA SEGURA



PRODUCTOS GARANTIZADOS POR 12 MESES













La Garantía no cubre en ningún caso efectos causados por mal uso, negligencia, accidente o desgaste















Rotores

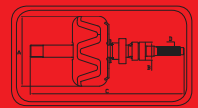


Línea BOSCH		Importado
ROT1400		<i>Bosch 9.122.080.159</i> 35A-14V Fiat Camión
A 88.8 mm B 32 mm C 141.1 mm		
ROT1401		<i>Bosch 9.122.080.736</i> 45A-28V Scania
A 88.8 mm B 27.5 mm C 165.5 mm		
ROT1402		<i>Bosch 9.122.080.538</i> 35A-28V Scania
A 88.8 mm B 32 mm C 146.2 mm		
ROT1403		<i>Bosch 9.122.080.153</i> 35A-14V MB Camión
A 88.8 mm B 32 mm C 141.1 mm		
ROT1404		<i>Bosch 9.122.080.541</i> 55A-14V MB Omnibus
A 88.8 mm B 32 mm C 157.9 mm		
ROT1405		<i>Bosch 9.122.080.733</i> 55A-14V MB Tractor Maxion
A 88.8 mm B 27.5 mm C 165.5 mm		
ROT1406		<i>Bosch 9.122.080.240</i> 35A-14V Fiat/ VW Passat
A 88.8 mm B 32 mm C 145.6 mm		
ROT1407		<i>Bosch 9.122.080.547</i> 55A-14V VW Parati, Passat
A 88.8 mm B 27.5 mm C 152.2 mm		
ROT1408		<i>Bosch 9.122.080.735</i> 35A-14V MB Camión/ M. Ferguson
A 88.8 mm B 27.5 mm C 147.6 mm		
ROT1409		<i>Bosch 9.122.080.734</i> 45A-14V Valmet Tractor
A 88.8 mm B 27.5 mm C 156.7 mm		
ROT1410		<i>Bosch 9.122.080.160</i> 35A-14V Valmet Tractor, CBT
A 88.8 mm B 32 mm C 140 mm		
ROT1420		<i>Bosch 9.121.080.239</i> 17 a 23A-28V Caterpillar Fiatallis/ Komatsu/ Maxion
A 88.8 mm B 32 mm C 151.2 mm		

Línea BOSCH (cont.)		Importado
ROT1421		<i>Bosch 9.121.080.956</i> 35A-28V MB Omnibus
A 88.8 mm B 27.5 mm C 154.1 mm		
ROT1422		<i>Bosch 9.122.080.731</i> 45A-28V Volvo Camión
A 88.8 mm B 27.5 mm C 156.7 mm		
ROT1423		<i>Bosch 9.122.080.753</i> 65A-14V GM Kadett, Monza
A 88.8 mm B 27.5 mm C 141.2 mm		
ROT1425		<i>Bosch 9.122.080.206</i> 65A-14V Ford Escort/ VW Gol, Parati
A 88.8 mm B 32 mm C 152.2 mm		
ROT1426		<i>Bosch 9.122.080.757</i> 65A-14V GM Ipanema, Kadett, Monza/ Renault R19, R21
A 88.8 mm B 27.5 mm C 152 mm		
ROT1427		<i>Bosch 9.121.450.082</i> 40A-14V Ford Galaxy, LTD, LDO
A 88 mm B 35.5 mm C 156.5 mm		
ROT1428		<i>Bosch 9.122.080.751</i> 45A-14V Belina, Pampa
A 88.8 mm B 27.5 mm C 152.2 mm		
ROT1429		<i>Bosch 9.121.456.026</i> 75A-28V Ford/ Mafersa/ MB Omnibus/ VME Camiones/ VW Chásis para omnibus/ Volvo Omnibus B58, B10M
A 125 mm B 32.5 mm C 196.5 mm		
ROT1430		<i>Bosch 9.122.080.737</i> 65A-14V Ford Chevette, Escort VW Gol, Parati, Passat
A 88.8 mm B 27.5 mm C 152.2 mm		
ROT1431		<i>Bosch 9.122.080.755</i> 55A-14V Fiat Uno/ GM Ipanema, Kadett/ Peugeot/ Valmet
A 88.8 mm B 27.5 mm C 152.2 mm		
ROT1432		<i>Bosch 9.121.080.312</i> <i>F.000.LD1.041</i> 35A-14V VW Fusca, Kombi, Sedan
A 88.8 mm B 27.5 mm C 260.2 mm		
ROT1433		<i>Bosch 9.121.080.892</i> 35A-28V Scania
A 88.8 mm B 32 mm C 157.9 mm		



Rotores




Línea BOSCH (cont.)

Importado

ROT1434


A 125 mm
B 32.5 mm
C 247.3 mm



Bosch 1.124.037.000
105A-28V **MB** Omnibus/ **Scania**

ROT1435


A 88.8 mm
B 27.5 mm
C 197.6 mm



Bosch 9.121.080.984
F.000.LD1.035
35A-28V **Caterpillar** D4, D5,
D6, D8

ROT1436


A 88 mm
B 35.5 mm
C 156.3 mm



Bosch 9.121.450.804
40A-14V **Ford** Tractor
todos los modelos
Perkins D-60

ROT1437


A 88.8 mm
B 27.5 mm
C 165.3 mm



Bosch 9.122.080.748
35A-28V **MB** Camiones

ROT1438


A 88.8 mm
B 27.5 mm
C 165.5 mm



Bosch 9.122.080.738
Case/ Ford Camiones
VW Camiones

ROT1439


A 88.8 mm
B 27.5 mm
C 147.6 mm



Bosch 9.122.080.742
35A-14V **Maxion/ M. Ferguson**
Tractores

ROT1440


A 88.8 mm
B 27.5 mm
C 143.2 mm



Bosch 9.122.080.744
70A-14V **Citroen/ Fiat**
Tempra, Uno

ROT1441


A 93.4 mm
B 27.5 mm
C 205 mm



Bosch 9.123.080.062
Ford Ranger/ **GM** Pick-Up
S-10 Diesel, Silverado
MB Sprinter 310D

ROT1442


A 88.8 mm
B 27.5 mm
C 260.2 mm



Bosch F.000.LD1.042
51A-14V **VW** Kombi 1600 08.93

ROT1445


A 88.8 mm
B 32 mm
C 148.5 mm



Bosch 9.122.080.156
45A-14V **GM** Ipanema,
Kadett, Monza 1.6/1.8/2.0
2.0i (todos) con A/A

ROT1446


A 100 mm
B 27.5 mm
C 172.6 mm



Bosch 1.124.035.168
55A-28V **MB** OF1315, 1318,
OH1418, 1635

ROT1447

A 88.8 mm
B 27.5 mm
C 165.4 mm




Bosch 9.122.080.740
45A-28V **MB** 1218, 1418,
1618, 1934, 1935, 1941

Línea BOSCH (cont.)

Importado

ROT1448


A 88.8 mm
B 27.5 mm
C 154.1 mm



Bosch 9.122.080.758
75A-14V **GM** Bonanza Diesel
c/ A.A., Pick-Up D20 Nafta

ROT1449


A 100 mm
B 27.5 mm
C 160.8 mm



Bosch 1.124.035.177
55A-28V **Volvo** Chasis Omnibus
B12, NL10, NL12

ROT1450


A 88.8 mm
B 27.5 mm
C 154.1 mm



Bosch 1.124.034.765
90A-14V **Ford** Fiesta, KA
c/ A.A.

ROT1451


A 88.8 mm
B 27.5 mm
C 159.4 mm



Bosch 9.121.184.001
90A-14V **GM** Corsa/ **Renault**
Clío, R19, R21/ **Volvo**

ROT1452


A 88.8 mm
B 27.5 mm
C 165.5 mm



Bosch 9.122.080.749
55A-14V **MB** 1621, 2020, L1625,
LG1825, O365 y otros

ROT1453


A 88 mm
B 27.5 mm
C 143.4 mm



Bosch 9.122.080.741
55A-14V **Fiat** Duna 1.6, Elba,
Premio, Tempra 16V, Uno/ **Ford**
New Holland

ROT1454


A 88.8 mm
B 27.5 mm
C 154 mm



Bosch 9.122.080.756
55A-14V **GM** Bonanza, Camiones
12000, 14000 Nafta y Gasolina
Lada/ Laika/ Pick-Up D-20/ **Niva**

ROT1455


A 88.8 mm
B 32 mm
C 142.1 mm



Bosch 9.122.080.165
45A-14V **GM** Ipanema 1.8, Kadett
1.8, 2.0, Monza 1.8, 2.0, 2.0i

ROT1456


A 88.8 mm
B 32 mm
C 152 mm



Bosch 9.122.080.407
45A-14V **Fiat** Duna 60, Duna 70,
Fiorino 1.1/1.3, Premio 1.5, Uno
Ford Escort, Verona/ **VW** Gol,
Parati

ROT1457

A 152 mm
B 27.5 mm
C 152.1 mm



Bosch 9.122.080.746
55A-14V **Ford** Escort, Verona
VW Gol, Gol Plus 1000i, Parati,
Saveiro 1.6, Voyage

ROT1458


A 125 mm
B 32.5 mm
C 247.3 mm



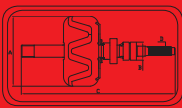
Bosch 1.124.037.041
140A-28V **MB** Omnibus O-303,
O-400, O-400 UPA, O-405,
O-408, OH1421L, OH1628, T1

ROT1462

A 88.8 mm
B 32 mm
C 149 mm



Bosch 9.122.080.204
70A-14V **GM** Chevette, Monza/ **Lada**
Renault R9, R18, Trooper



Rotores




Línea BOSCH (cont.)

Importado

ROT1463

A 88.8 mm
B 27.5 mm
C 152.2 mm




Bosch 1.125.034.370

55A-14V **GM** Corsa 1.0/1.4 04.94

ROT1468

A 12 mm
B 32.5 mm
C 234.8 mm



Bosch 2.124.037.064

140A-28V **Scania** Camiones P94, Omnibus F94, L93, L94 (09.97) T1

ROT1469

A 88.8 mm
B 27.5 mm
C 154.4 mm




Bosch 1.124.034.764

55A-14V Furgon Pick-Up **MB** 180D (04.94)

ROT1470

A 103 mm
B 27.5 mm
C 175.3 mm




Bosch 1.124.035.242

65A-28V **Scania** Camiones DS14.52, DS14.52, DS11.94M, 98M, 99M, DSi 11.73M MT DS11.94, 95, 96, 97

ROT1471

A 88.8 mm
B 27.5 mm
C 165.7 mm




Bosch 9.122.080.750

35A-14V **MB** Camiones 1113, 1114, 1117, 1118, 1313, 1314, 1514, 1520, 2014, 2020, 2214 (OM 352)

ROT1472

A 103 mm
B 27.5 mm
C 166.7 mm




Bosch 1.124.035.261

80A-28V **MB** Camiones OF1417, 915 Equipamiento con 904LA 4 cilis, Omnibus

ROT1473

A 88.8 mm
B 27.5 mm
C 205 mm




Bosch 9.123.080.072

70A-14V **Ford** F1000 (Maxion High Speed), F1000T (MWM 4.10T)/ **MB** Sprinter 310D s/ A.A.

ROT1474

A 88.8 mm
B 27.5 mm
C 205 mm




Bosch F.000.LD1.016

55A-14V **GM** Pick-Up D6000, D6150, Silverado 4x2 DLX (c/ motor MWM) s/ A.A.

ROT1475

A 88.8 mm
B 27.5 mm
C 145.6 mm




Bosch 9.122.080.747

35A-14V **Ford** Pampa/ **Peugeot** XD2 s/ A.A./ **VW** Saveiro

ROT1476

A 100 mm
B 27.5 mm
C 156 mm




Bosch 1.124.035.154

90A-14V **Fiat** Tempra, Tempra Turbo, Tipo/ **Ford** Royale/ **GM** Omega, Suprema

ROT1478

A 88.8 mm
B 32 mm
C 141 mm




Bosch 9.122.080.163

23A-14V **Case** Cosechadora, **Yanmar**

ROT1480

A 125 mm
B 32.5 mm
C 196.5 mm



Bosch 9.121.456.142

90A-14V **Maxion**/ **MB** Camiones **Muller**/ **VW**

Línea BOSCH (cont.)

Importado

ROT1481

A 125 mm
B 32.5 mm
C 196.5 mm



Bosch 9.121.456.025

75A-14V **Ford** Camiones, Cargo HD-1

ROT1482

A 103 mm
B 27.5 mm
C 175.3 mm




Bosch 1.124.085.257

80A-28V **MB** Camiones **Volvo** Camiones

ROT1483

A 93.4 mm
B 27.5 mm
C 154 mm




Bosch 1.124.034.552

95A-14V **Case** Tractores/ **Caterpillar** Cummins/ **J. Deere**/ **International**

ROT1484

A 93.4 mm
B 27.5 mm
C 154 mm




Bosch 9.122.080.732
F.010.LD1.066

90A-14V **Ford**/ **Renault**/ **VW**

ROT1485

A 125 mm
B 32.5 mm
C 196.5 mm




Bosch 9.121.456.156

120A-14V **Recrusul** Omnibus

ROT1486

A 100 mm
B 27.5 mm
C 172.6 mm




Bosch 1.124.035.171

90A-14V **MB** Camiones L1117, LPS1525, Omnibus O390D, OF1113, OM352

ROT1488

A 88 mm
B 35.5 mm
C 156.3 mm



Bosch 9.121.450.803


30A-14V **Ford** F750, F1000, F11000, F12000, F13000

Línea DELCO REMY

Importado

ROT1416

A 103.8 mm
B 29.5 mm
C 162 mm




Delco Remy 94604300

55A-14V **Delco**

ROT1417

A 82 mm
B 21.8 mm
C 155 mm




Delco Remy 7332368

35A-14V **Chevrolet** Chevette

ROT1419

A 103.8 mm
B 29.5 mm
C 151.3 mm



Delco Remy 94632532

65A-14V **Delco** Monza

Línea INDIEL

Nacional

35213531

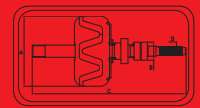
A 88.35 mm
B 25 mm
C 154 mm



A127 - **Cummins**, **Ford** 14000 **Zanello**



Rotores



Línea INDIEL (cont.)

Nacional

35213724

A 88.35 mm
B 25 mm
C 155.7 mm



12V 70A Peugeot p/Alt. A127
35213755

35214484

A 88.35 mm
B 25 mm
C 154.8 mm



Alt. LS24055R

35215029

A 103.2 mm
B 25 mm
C 157.7 mm



14V 90A - A140 Alt. 35213540

R12V28A

A 83.32 mm
B 25 mm
C 148.5 mm



A115 - Fiat 125, 133/ IKA Jeep
Continental J.Deere Tractor/ Renault

R12V38AC

A 83.32 mm
B 25 mm
C 149.9 mm



A115 - Deutz/ Dodge 1500/ Ford
Falcon, Taunus/ Peugeot 405/504,
Rastrojero, Universal - 35212829

R12V55AC

A 83.32 mm
B 25 mm
C 149.9 mm



A115 - Deutz/ Ford Falcon, Taunus,
Universal - 35213102

R12V55SL

A 88.95 mm
B 25 mm
C 177.5 mm



A127 - Ford Escort/ VW Carat
2000, Gacel, Gol BR, Senda

R12V70AC

A 88.95 mm
B 25 mm
C 145.1 mm



A127 - Fiat Duna D/N, Regatta,
Uno/ Ford Escort, Sierra

R12V90AC

A 103.2 mm
B 25 mm
C 153.2 mm



A140 - Ford Sierra/ M.Benz
Peugeot/ Scania/ Universal
35213243

R12V90AL

A 103.2 mm
B 25 mm
C 157.7 mm



A140 - M.Benz/ Universal
35213917

R24V26AC

A 83.32 mm
B 25 mm
C 149.9 mm



A115 - Deutz/ Deutz
35212646 - 35212956

R24V26AL

A 83.32 mm
B 25 mm
C 154.9 mm



A115 - Eximia/ Perkins 35212546

Línea INDIEL (cont.)

Nacional

R24V40A

A 88.35 mm
B 25 mm
C 154 mm



A127 - Deutz/ M.Benz/ Perkins
Scania/ Universal 35213557

R24V90A

A 103.2 mm
B 25 mm
C 153.2 mm



A140 - Deutz/ J.Deere/ M.Benz
Scania/ Universal - 35213592

K01158


A 97.9 mm
B 27.25 mm
C 151 mm



Renault Clío FD, Megane
1.6, 2.0, R2/ VW

K01164

A 97.9 mm
B 27.25 mm
C 159 mm



AVI128 35214370/4545
4555 - VW

K01275

A 97.9 mm
B 27.25 mm
C 159 mm



AVI128 35214470/4480
4605/4610/4615/4620
4760/4840/4935/5110
5365/5390/5400/5410

K01293

A 88.35 mm
B 25 mm
C 154.8 mm



A127 - Ford/ J.Deere/M.Benz
MWM/ Universal - 35213381

K01294

A 83.32 mm
B 25 mm
C 154.9 mm



A115 - Fiat 125,128, Multicarga,147
35212672/ M.Ferguson 35213569
Perkins

K01295

A 83.32 mm
B 25 mm
C 149.9 mm



KIT A115

K01322

A 97.9 mm
B 27.25 mm
C 151 mm



AVI128 35215050 - GM

K01355

A 88.35 mm
B 25 mm
C 151.9 mm



KIT A127

K01389

A 97.9 mm
B 27.25 mm
C 151 mm



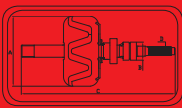
AVI128 35214350/4420
4550/5150 - Ford/ Daihatsu
Renault

K01430

A 97.9 mm
B 27.25 mm
C 159 mm



AVI128 35214570/4770
5050/5015/5195 - Agco
John Deere/ Universal



Rotores




Línea INDIEL (cont.)

Nacional

K01450

A 88.35 mm
B 25 mm
C 151.9 mm



A127 35215120 - Agrale

K01486

A 97.9 mm
B 27.25 mm
C 159 mm



AV1128 - 35215300 Deutz

K01489

A 97.9 mm
B 25 mm
C 215 mm



A127BV 35214130 - Ford F1000, Ranger/ GM S10 M.Benz Sprinter

35214708

A 88.35 mm
B 25 mm
C 155.7 mm



A127B 35215125 - John Deere

35215582

A 88.35 mm
B 25 mm
C 154 mm




35215435 - CNH

Línea WAPSA

Importado

ROT1411


A 93 mm
B 35.5 mm
C 156.3 mm



WA-406-47
Bosch 9.121.450.077
40A-14V Ford F1000, F4000

ROT1412


A 93 mm
B 35.5 mm
C 162.2 mm



WA-406-72
Bosch 9.121.450.904
60A-14V Ford Cargo Camión

ROT1413


A 93 mm
B 35.5 mm
C 156.5 mm



WA-406-52
Bosch 9.121.450.081
55A-14V

ROT1414


A 93 mm
B 35.5 mm
C 156.5 mm



WA-406-58
Bosch 9.121.450.084
55A-14V Ford Escort

ROT1415

A 93 mm
B 35.5 mm
C 166.9 mm



WA-406-54
Bosch 9.121.450.079
40A-14V M.Ferguson Tractores

ROT1418

A 93 mm
B 35.5 mm
C 158.8 mm




WA-406-13
Bosch 9.121.450.088
65A-14V VW Gol, Santana

Línea WAPSA (cont.)

Importado

ROT1424


A 93 mm
B 35.5 mm
C 156.3 mm



WA-406-61
Bosch 9.121.450.086
55A-14V Ford Tractor

ROT1443


A 93 mm
B 35.5 mm
C 147 mm



WA-406-69
Bosch 9.121.450.878
55A-14V Ford Escort c/A.A.

ROT1444


A 93 mm
B 35.5 mm
C 156.3 mm



WA-406-53
Bosch 9.121.450.085
55A-14V Agrale/ Ford F1000, F4000 F11000, F12000/ VW Camión

ROT1465

A 93 mm
B 35.5 mm
C 158.8 mm



WA-406-57
Bosch 9.121.450.080
35A-14V Fiat 147, Kombi Diesel, Panorama/ VW Gol, Parati, Passat, Saveiro

